

Mythbusters

Use of Intravenous Albumin: A Guideline from the International Collaboration for Transfusion Medicine Guidelines (ICTMG)



Purpose

This resource was created in September 2024 for the *Breakthroughs in blood: Advancements into action* webinar series and is available on Canadian Blood Services' professional education website, [Profedu.ca](https://www.profedu.ca).

It is intended for educational or informational purposes supporting implementation of the [Use of Intravenous Albumin: A Guideline from the International Collaboration for Transfusion Medicine Guidelines \(ICTMG\)](#).




Authors

This resource has been compiled with the expertise of:

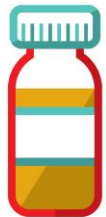
- Jeannie Callum, MD, FRCPC / Transfusion medicine – Kingston, Canada
- Edward (Ted) Clark, MD, FRCPC / Nephrology – Ottawa, Canada
- Bram Rochweg, MD, MSc, FRCPC / Critical care – Hamilton, Canada
- James Daly, MBBS, FRACP, FRCPA / Hematology – Brisbane, Australia
- Sheharyar Raza, MD, FRCPC / Transfusion medicine – Toronto, Canada
- Alexander Vlaar, MD, PhD, MBA / Intensive care medicine – Amsterdam, The Netherlands

Myth #1:




There is no risk of harm with albumin as it is safer or “more natural” compared to crystalloid.

Reality:



In RCTs, intravenous albumin results in an increase in adverse pulmonary events.^{1,2} In cardiac surgery, albumin results in an increase in bleeding and infections when compared to crystalloid.³ The manufacturing process (alcohol fractionation, heat treatment) may impact its normal function.

Myth #2:



Albumin is not very costly.


Reality:



Albumin is much more expensive than crystalloids.

Albumin is manufactured from large volumes of plasma and is expensive (approximately \$130/25 g United States dollars; warehouse acquisition cost of albumin), with the acquisition cost likely a fraction of the total health care expenditure.⁴

Myth #3:



There is great evidence for the use of albumin in hepatorenal syndrome (HRS).


Reality:



All prior trials^{5,6} involving patients with HRS have administered albumin in both treatment and control arms while comparing vasoconstrictors (e.g., terlipressin, midodrine) to placebos.

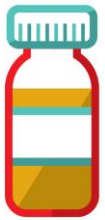
Thus, it remains unknown if intravenous albumin is a beneficial (or harmful) component of regimens routinely used to treat patients with HRS.

Myth #4:



Intradialytic hypotension (IDH) can only be treated with albumin, not crystalloid or pressors for ICU patients.


Reality:



Not all IDH is due to intravascular volume depletion thus giving fluid is not always the appropriate treatment.

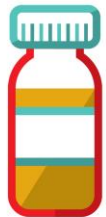
Small trials have reported transient hemodynamic improvements after hyperoncotic albumin was given during dialysis but no trials assessed clinically meaningful outcomes^{7,8}. Given its cost and potential harms, albumin is not recommended for treating IDH over other options.

Myth #5:




Low serum albumin is an appropriate indicator for albumin infusion in ICU patients.

Reality:



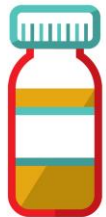
The ALBIOS trial⁹ randomized 1818 ICU patients with hypoalbuminemia to receive daily albumin versus crystalloid and found that although serum albumin levels increased with transfusion, there was no impact on mortality, organ dysfunction or length of hospital stay.

Myth #6:




Better diuresis is achieved in critically ill edematous patients with a “sandwich” of Lasix (furosemide) and 25% albumin.

Reality:



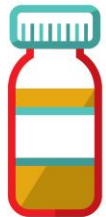
While a couple of very small RCTs have examined this question, none have shown any difference with adding albumin to Lasix in improving patient-important outcomes in edematous ICU patients.¹⁰

Myth #7:




In sepsis, albumin should be used if additional fluid is required following infusion of several litres of crystalloid.

Reality:



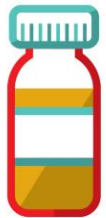
In RCTs and systematic reviews evaluating the role of albumin in patients with sepsis, the use of albumin has not been found to be associated with improved outcomes.¹¹⁻¹⁵

Myth #8:



In extracellular fluid overload, 25% albumin should be used as a resuscitation fluid.


Reality:



Resuscitation fluid of any kind is very rarely indicated in the presence of extracellular fluid overload.

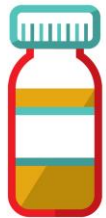
Speculation that using albumin as resuscitation fluid might limit dilutional hypoalbuminemia, thereby reducing the risk of pulmonary edema, has not been shown to be true.^{16,17}

Myth #9:



Albumin should be given during large volume paracentesis to prevent hypotension.


Reality:



Albumin infusion is not routinely indicated before or during large volume paracentesis to prevent hypotension.

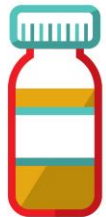
Albumin is only indicated if the volume removed exceeds 5 L, at a recommended dose of hyperoncotic albumin (20-25%) 6-8 g per liter of fluid removed.¹⁸

Myth #10:



Albumin should be given for malignant ascites, just like cirrhosis.

Reality:



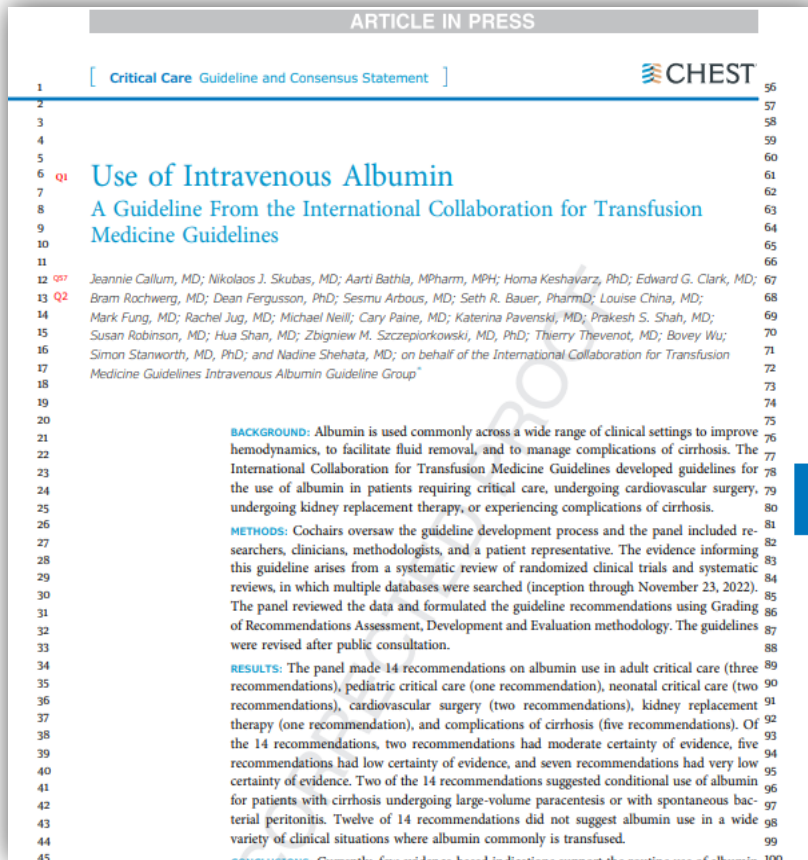
Malignant ascites is an exudative process, unlike transudate ascites in cirrhosis thought to be driven by a low albumin level. Guidelines for malignant ascites do not recommend albumin administration.^{19,20}

Key takeaways

Intravenous albumin is:

- A **human-derived blood product** manufactured from donated plasma.
- Used in a **wide range of clinical settings** to improve hemodynamics, facilitate fluid removal, manage complications of cirrhosis with **highly variable practice** between regions.
- **More expensive** to manufacture and provide to patients compared to crystalloids.
- **Associated with adverse consequences** in some cases including fluid overload, hypotension, hemodilution requiring red blood cell transfusion and anaphylaxis.

Key takeaways



ICTMG's Use of Intravenous Albumin guideline provides clinicians with actionable recommendations on indications for albumin use.

12/14 recommendations **do not** suggest albumin use in a wide variety of clinical situations where albumin commonly is transfused.

Scan to access the guideline on [ICTMG.org](https://www.icmtmg.org)



References

1. China, L., Freemantle, N., Forrest, E., et al. A Randomized Trial of Albumin Infusions in Hospitalized Patients with Cirrhosis. *N Engl J Med.* 384, 808-817 (2021).
2. Pesonen, E., Vlasov, H., Suojaranta, R., et al. Effect of 4% Albumin Solution vs Ringer Acetate on Major Adverse Events in Patients Undergoing Cardiac Surgery With Cardiopulmonary Bypass: A Randomized Clinical Trial. *JAMA* 328, 251-258 (2022).
3. Wong, Y.J., Qiu, T.Y., Tam, Y.C., et al. Efficacy and Safety of IV albumin for non-spontaneous bacterial peritonitis infection among patients with cirrhosis: A systematic review and meta-analysis. *Dig Liver Dis* 52, 1137-1142 (2020).
4. Shander A, Hofmann A, Ozawa S, Theusinger OM, Gombotz H, Spahn DR. Activity-based costs of blood transfusions in surgical patients at four hospitals. *Transfusion.* 50(4):753-65. (2010).
5. Thomson, M.J., Taylor, A., Sharma, P., et al. Limited Progress in Hepatorenal Syndrome (HRS) Reversal and Survival 2002-2018: A Systematic Review and Meta-Analysis. *Dig Dis Sci* 65, 1539-1548 (2020).
6. Best, L.M., Freeman, S.C., Sutton, A.J., et al. Treatment for hepatorenal syndrome in people with decompensated liver cirrhosis: a network meta-analysis. *Cochrane Database of Systematic Reviews* 9, Cd013103 (2019).
7. Hryciw, N., Joannidis, M., Hiremath, S., et al. Intravenous Albumin for Mitigating Hypotension and Augmenting Ultrafiltration during Kidney Replacement Therapy. *Clinical Journal of the American Society of Nephrology: CJASN* 16, 820-828 (2021).
8. Douvris, A., Zeid, K., Hiremath, S., et al. Mechanisms for hemodynamic instability related to renal replacement therapy: a narrative review. *Intensive care medicine* 45, 1333-1346 (2019).
9. Caironi, P., Tognoni, G., Masson, S., et al. Albumin replacement in patients with severe sepsis or septic shock. *The New England Journal of Medicine* 370, 1412-1421 (2014).
10. Oczkowski, S.J. & Mazzetti, I. Colloids to improve diuresis in critically ill patients: a systematic review. *J Intensive Care* 2, 37 (2014).
11. Tseng, C.H., Chen, T.T., Wu, M.Y., et al. Resuscitation fluid types in sepsis, surgical, and trauma patients: a systematic review and sequential network meta-analyses. *Critical Care* 24, 693 (2020).
12. Patel, A., Laffan, M.A., Waheed, U., et al. Randomised trials of human albumin for adults with sepsis: systematic review and meta-analysis with trial sequential analysis of all-cause mortality. *BMJ* 349, g4561 (2014).
13. Rochweg B., Alhazzani W., Sindi A., et al. Fluid resuscitation in sepsis: a systematic review and network meta-analysis. *Ann Intern Med.* 161(5):347-355. (2014).
14. Bansal, M., Farrugia, A., Balboni S., Martin, G. Relative survival benefit and morbidity with fluids in severe sepsis—a network meta-analysis of alternative therapies. *Curr Drug Saf.* 8(4):236-245. (2013).
15. Caironi, P., Tognoni, G., Masson, S., et al. Albumin replacement in patients with severe sepsis or septic shock. *N Engl J Med.* 370(15):1412-1421. (2014).
16. Gallager, T.J., Banner, M.J., Barnes, P.A. Large volume crystalloid resuscitation does not increase extravascular lung water. *Anesth analg.* 1985;64(3):323.
17. Zarins, C.K., Rice, C.L., Peters, R.M., et al. Lymph and pulmonary response to isobaric reduction in plasma oncotic pressure in baboons. *Circ Res* 43, 925-930 (1978).
18. Kulkarni, AV et al. *Journal of Clinical and Translational Hepatology* (2020).
19. Matsusaki, K., Aridome, K., Emoto, S., et al. Clinical practice guideline for the treatment of malignant ascites: section summary in Clinical Practice Guideline for peritoneal dissemination (2021). *Int J Clin Oncol* 27, 1-6 (2022).
20. Becker, G., Galandi, D. & Blum, H.E. Malignant ascites: systematic review and guideline for treatment. *Eur J Cancer* 42, 589-597 (2006).



**Canadian
Blood
Services**

BLOOD
PLASMA
STEM CELLS
ORGANS
& TISSUES

 **BREAKTHROUGHS IN
BLOOD**
ADVANCEMENTS INTO ACTION